



205A St John's Hill, London, SW11 1TH
 +44 (0) 20 7738 0202 | sales@forbesandlomax.com | www.forbesandlomax.com

The Dimmer Switch

All our dimmer switches are designed specifically to fit our plates. They are available as 2way and can dim Halogen, LED or 0-10v lights depending on the module you choose. Dimmers can act as dummy dimmers: they can be regular on/off, 2way or intermediate. Dimmers can also be used as fan speed controllers.

Dimmers can be combined with Dolly switches. Dimmers cannot be combined with rocker switches.


Technical Information

- Conforms with BSEN 60669-2-1:2004 + A12:2010.
- BS EN 55015.
- Low Voltage Directive (LVD) 2004/95/EC.
- Terminal marking present on socket housing for clearer identification.
- All Forbes & Lomax switches and sockets require British standard 35mm deep flush wall boxes but recommend 47mm for ease of installation.

Available in the following ranges:

The Invisible Lightswitch®
 Aged Brass
 Antique Bronze
 Unlacquered Brass

Brushed Brass
 Nickel Silver
 Stainless Steel
 Verdigris



Invisible
Verdigris


Antique Bronze
Unlacquered Brass

Nickel Silver
Stainless Steel



205A St John's Hill, London, SW11 1TH
 +44 (0) 20 7738 0202 | sales@forbesandlomag.com | www.forbesandlomag.com

Technical Specifications



Technical Specification						
	VDim	VCom	VPro	0-10 or 1-10v	Push on/off Intermediate	Fan
Electricity supply	230v 50Hz AC	230v 50Hz AC	230V 50Hz AC	200-250v AC	230v AC	216-253V 50Hz
Min and max wattage	40w-250w SMG250 60w-400w SMG400	15w-180w (max. 20 LEDS)	1-10 LEDs 0-30 LEDs	6A Max, 1-multiple ballasts up to 20mA	6A Max ZOPUSH-1000W IP- 720W	40w-250w
Circuit	Wired one way or two way	Wired one way or two way	Wired one way or two way	Wired one way or two way	ZOPUSH- Wired one way or two way IP- Two way	Wired one way only
For more information, please refer to dimmer instructions						

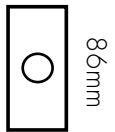


205A St John's Hill, London, SW11 1TH
 +44 (0) 20 7738 0202 | sales@forbesandlomag.com | www.forbesandlomag.com

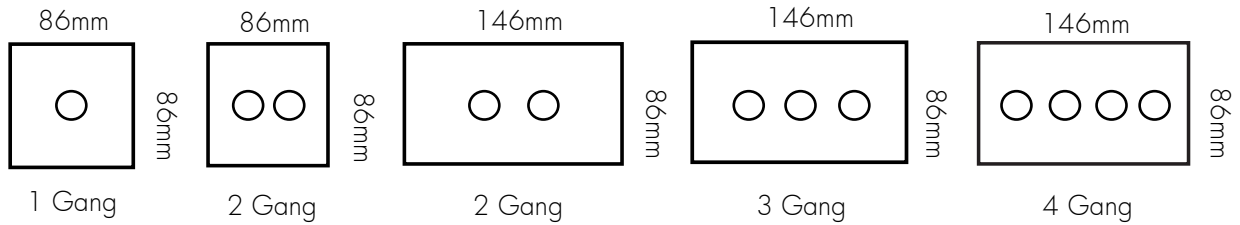
Plate Dimensions

Architrave Configuration

37mm



Horizontal Configurations



Vertical Configurations

